

# Katakana Printable PDF Flashcards

by [linguajunkie.com](http://linguajunkie.com)

The best site for language resources

Katakana is one of the 3 Japanese writing systems and the second one beginners should learn. There are 46 characters in total. Same as Hiragana. Same sounds. Just looks different. So, what's the difference? Well, it's usage. Katakana is used for foreign words, foreign names, scientific terms, advertisement language, and for stylistic choices. To keep it simple, just think - Katakana is for words of foreign origin.

**Note: If you want a FREE PDF Katakana workbook/worksheet...**  
to practice writing in, click here:

<https://www.linguajunkie.com/free-japanese-workbook-pdf>





ア

a




イ

i



ウ

u



エ

e



オ

o



カ

ka



キ

ki



ク

ku



ke

ke



ko

ko



sa

sa



shi

shi



su

su



se

se



so

so



so

so



chi



tsu



te



to



na



ni



nu



ne



no



ha



hi



hu (fu)



he




ho



ma




mi

The hiragana character 'mu' is formed by three strokes: a vertical line on the left, a horizontal line at the bottom, and a diagonal line on the right that crosses the horizontal line.

mu

The hiragana character 'me' is formed by two strokes: a diagonal line from the top-left to the bottom-right, and another diagonal line from the top-right to the bottom-left, crossing each other.

me

The hiragana character 'mo' is formed by three horizontal strokes: a top bar, a middle bar, and a bottom bar that curves to the right.

mo

The hiragana character 'ya' is formed by three strokes: a vertical line on the left, a horizontal line at the top, and a diagonal line on the right that crosses the horizontal line.

ya

The hiragana character 'yu' is formed by three strokes: a horizontal line at the top, a vertical line on the right, and a horizontal line at the bottom.

yu

The hiragana character 'yo' is formed by three horizontal strokes: a top bar, a middle bar, and a bottom bar.

yo

The hiragana character 'wa' is formed by three strokes: a horizontal line at the top, a vertical line on the right, and a curved line at the bottom.

wa

The hiragana character 'n' is formed by two strokes: a short horizontal line at the top and a long curved line below it.

n



**Note: If you want a FREE PDF Katakana workbook/worksheet to practice writing in, click here:**

**<https://www.linguajunkie.com/free-japanese-workbook-pdf>**

