

# Katakana Printable PDF Flashcards

by [linguajunkie.com](http://linguajunkie.com)

The best site for language resources

Katakana is one of the 3 Japanese writing systems and the second one beginners should learn. There are 46 characters in total. Same as Hiragana. Same sounds. Just looks different. So, what's the difference? Well, it's usage. Katakana is used for foreign words, foreign names, scientific terms, advertisement language, and for stylistic choices. To keep it simple, just think - Katakana is for words of foreign origin.

**Note:** If you want a **FREE PDF Katakana workbook/worksheet** to practice writing in, you can get it at JapanesePod101, a popular Japanese learning program with a free account. Click the link below.

[Click Here to Get the FREE Katakana Practice Workbook](#)



The character 'ア' is written in a light orange color. It consists of a horizontal top bar, a vertical stem, and a curved tail that points upwards and to the right.

a

The character 'イ' is written in a yellow color. It features a diagonal top bar sloping down to the left, a vertical stem, and a curved tail that points upwards and to the right.

i

The character 'ウ' is written in a light yellow color. It has a horizontal top bar, a vertical stem, and a curved tail that points downwards and to the right.

u

The character 'エ' is written in a pink color. It consists of a horizontal top bar, a vertical stem, and a horizontal bottom bar.

e

The character 'オ' is written in a light blue color. It has a horizontal top bar, a vertical stem, and a curved tail that points downwards and to the right.

o

The character 'カ' is written in a pink color. It features a horizontal top bar, a vertical stem, and a curved tail that points downwards and to the right.

ka

The character 'キ' is written in a light orange color. It consists of a horizontal top bar, a vertical stem, and a horizontal bottom bar.

ki

The character 'ク' is written in a light blue color. It has a diagonal top bar sloping down to the left, a vertical stem, and a curved tail that points downwards and to the right.

ku



ke



ko



sa



shi



su



se



so



so



chi



tsu




te



to



na



ni



nu



ne



no




ha



hi



hu (fu)



he




ho



ma



mi




Mu (ム)

mu



Me (メ)

me



Mo (モ)

mo



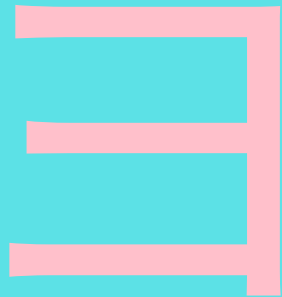
Ya (ヤ)

ya



Yu (ユ)

yu



Yo (ヨ)

yo



Wa (ワ)

wa



N (ン)

n



**Note: If you want a FREE PDF Katakana workbook/worksheet** to practice writing in, you can get it at JapanesePod101, a popular Japanese learning program with a free account. Click the link below.

[Click Here to Get the FREE Katakana Practice Workbook](#)

